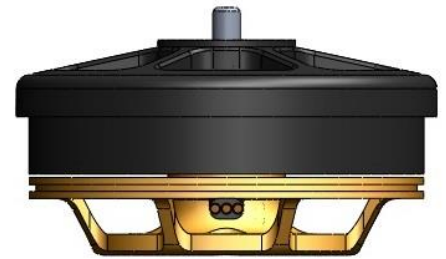
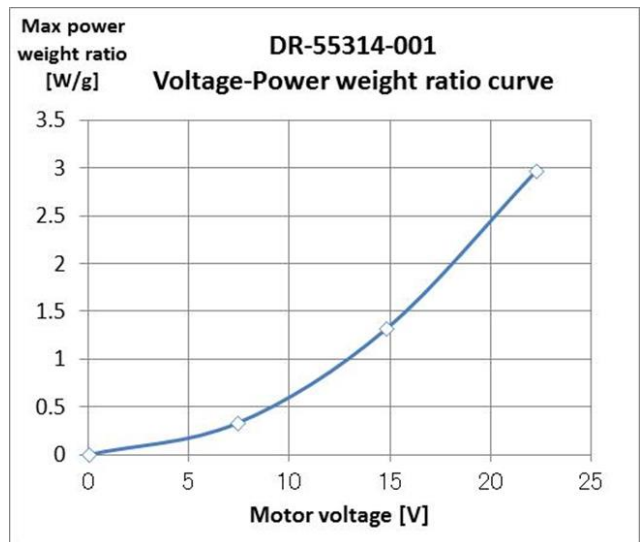
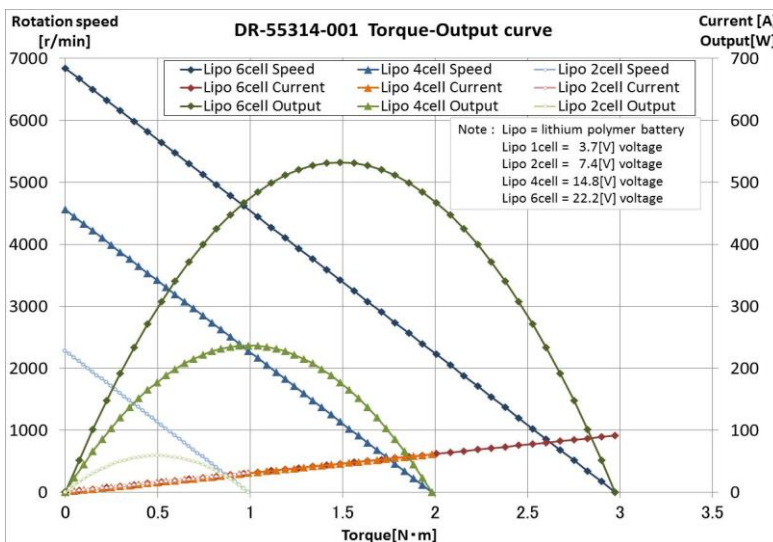


Drone motor solutions – DR-55 M Series



DR55-M Specifications:

Framework	12N14P
KV rpm per Voltage	340, 420
Length (without shaft)	31 mm
Diameter	61 mm
Weight	180 g
Mounting Screws (Top)	4xM3 PCD12
Mounting Screws (Bottom)	4xM3 PCD25 4xM3 PCD30



Model No.	Volts V	Prop.	Rotation %	Duty	Current A	Input Power W	Thrust g	Rotation Speed r/min	Efficiency g/W	Torque N·m	Power Loss W
DR55-M KV340 (DR-55314-002)	24	Diameter 15 inch	50		3.2	76	650	3921	8.60	0.141	18
			55		3.8	92	800	4260	8.71	0.167	17
			60		4.6	110	950	4574	8.67	0.192	17
			65		5.6	136	1150	4963	8.49	0.226	18
		Pitch 5 inch	75		7.8	187	1500	5578	8.02	0.286	20
			85		10.6	255	1900	6206	7.44	0.354	25
			99		15.4	370	2470	7005	6.68	0.451	39
		Diameter 16 inch	50		4.0	96	880	3870	9.18	0.192	18
			55		4.8	116	1050	4169	9.08	0.223	18
			60		5.9	141	1250	4495	8.85	0.259	19
			65		7.1	169	1450	4799	8.56	0.296	21
		Pitch 5.4 inch	75		10.0	241	1900	5421	7.88	0.377	27
			85		13.5	325	2350	5979	7.23	0.459	38
			99		19.3	463	2980	6682	6.43	0.573	62
		Diameter 17 inch	50		4.8	116	1100	3747	9.50	0.247	19
			55		6.1	147	1350	4096	9.18	0.295	21
			60		7.6	182	1600	4418	8.79	0.343	23
			65		8.9	213	1800	4660	8.47	0.382	26
		Pitch 5.8 inch	75		12.5	299	2300	5215	7.69	0.478	38
			85		16.7	400	2800	5717	6.99	0.574	56
			99		23.7	569	3500	6353	6.15	0.709	97
		Diameter 18 inch	50		5.9	141	1350	3666	9.56	0.312	21
			55		7.6	182	1650	4009	9.08	0.374	25
			60		9.1	219	1900	4274	8.66	0.425	29
65			10.9	261	2150	4524	8.25	0.476	35		
Pitch 6.1 inch	75		15.2	364	2700	5030	7.41	0.588	55		
	85		20.3	487	3250	5489	6.68	0.700	84		
	99		28.0	672	3950	6023	5.88	0.843	141		

Model No.	Volts V	Prop.	Rotation %	Duty	Current A	Input Power W	Thrust g	Rotation Speed r/min	Efficiency g/W	Torque N·m	Power Loss W
DR55-M KV420 (DR-55314-003)	24	Diameter 15 inch	50		5.1	123	1000	4675	8.11	0.201	25
			55		6.3	151	1200	5055	7.93	0.235	27
			60		7.6	182	1400	5409	7.68	0.269	30
			65		9.4	225	1650	5821	7.33	0.311	35
		Pitch 5 inch	75		12.9	309	2080	6469	6.73	0.384	49
			85		16.8	404	2500	7045	6.18	0.456	68
			99		24.1	579	3150	7853	5.44	0.566	113
		Diameter 16 inch	50		6.5	156	1290	4557	8.25	0.267	29
			55		7.8	188	1500	4872	7.96	0.305	33
			60		9.6	230	1750	5222	7.59	0.350	39
			65		11.5	277	2000	5550	7.22	0.396	47
		Pitch 5.4 inch	75		16.0	383	2500	6153	6.52	0.486	70
			85		21.2	509	3000	6703	5.89	0.577	104
			99		29.3	704	3650	7356	5.18	0.695	169
		Diameter 17 inch	50		8.1	195	1600	4418	8.22	0.343	36
			55		9.8	236	1850	4718	7.83	0.391	43
			60		11.8	282	2100	5000	7.44	0.440	52
			65		14.3	343	2400	5319	6.99	0.497	66
		Pitch 5.8 inch	75		19.7	473	2950	5859	6.23	0.603	103
			85		25.5	613	3450	6309	5.63	0.700	151
			99		34.6	831	4100	6851	4.94	0.825	239
		Diameter 18 inch	50		9.5	227	1850	4223	8.14	0.414	44
			55		11.7	281	2150	4524	7.65	0.476	56
			60		14.2	341	2450	4807	7.18	0.537	71
65			17.0	408	2750	5073	6.73	0.598	91		
Pitch 6.1 inch	75		23.0	551	3300	5529	5.99	0.710	140		
	85		29.4	705	3800	5913	5.39	0.812	202		
	99		39.4	945	4450	6377	4.71	0.945	314		